



# Well-Being of CT's Children and Families

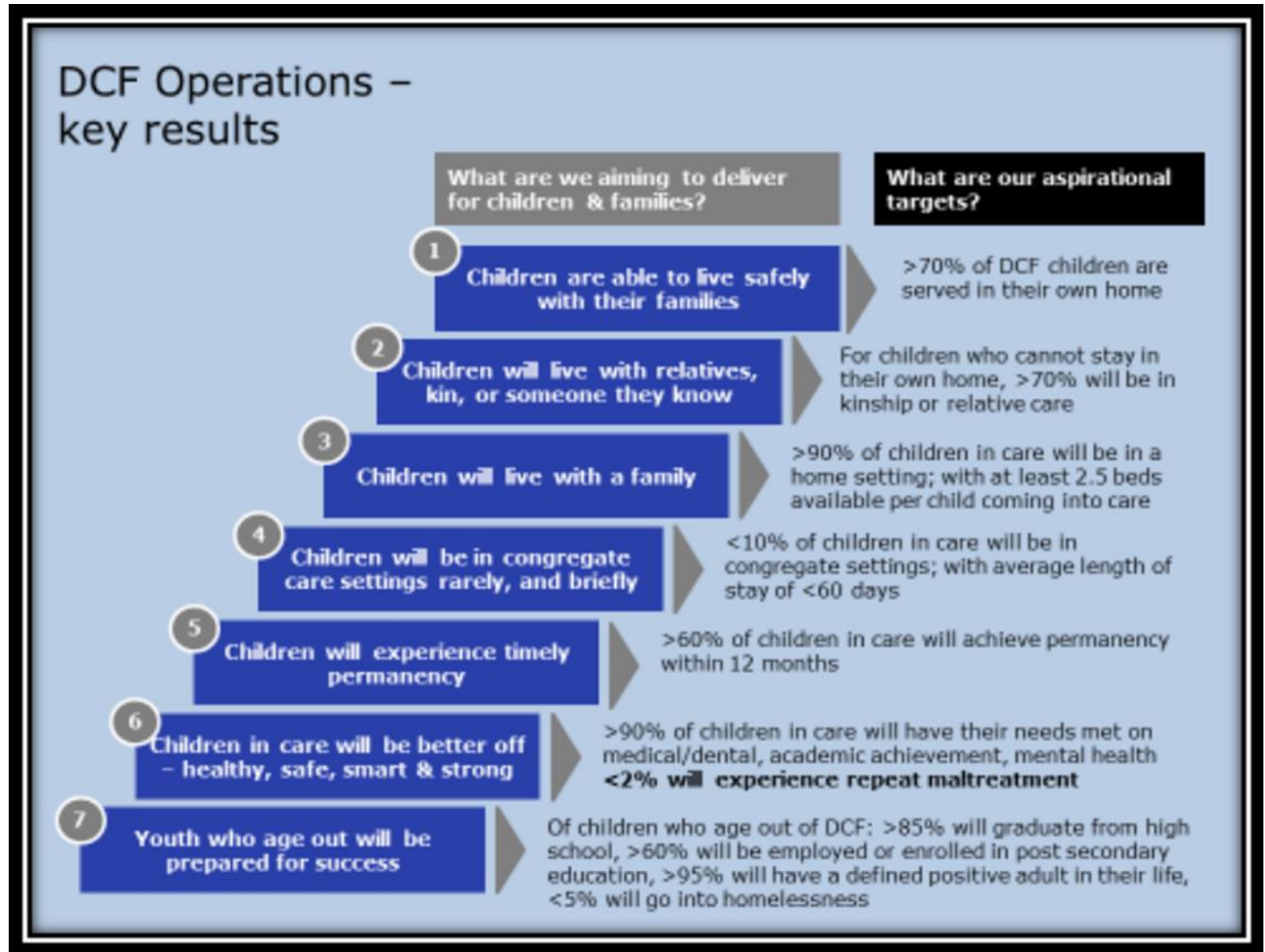


## An Operating Frame for Practice and Policy within the Department of Children and Families

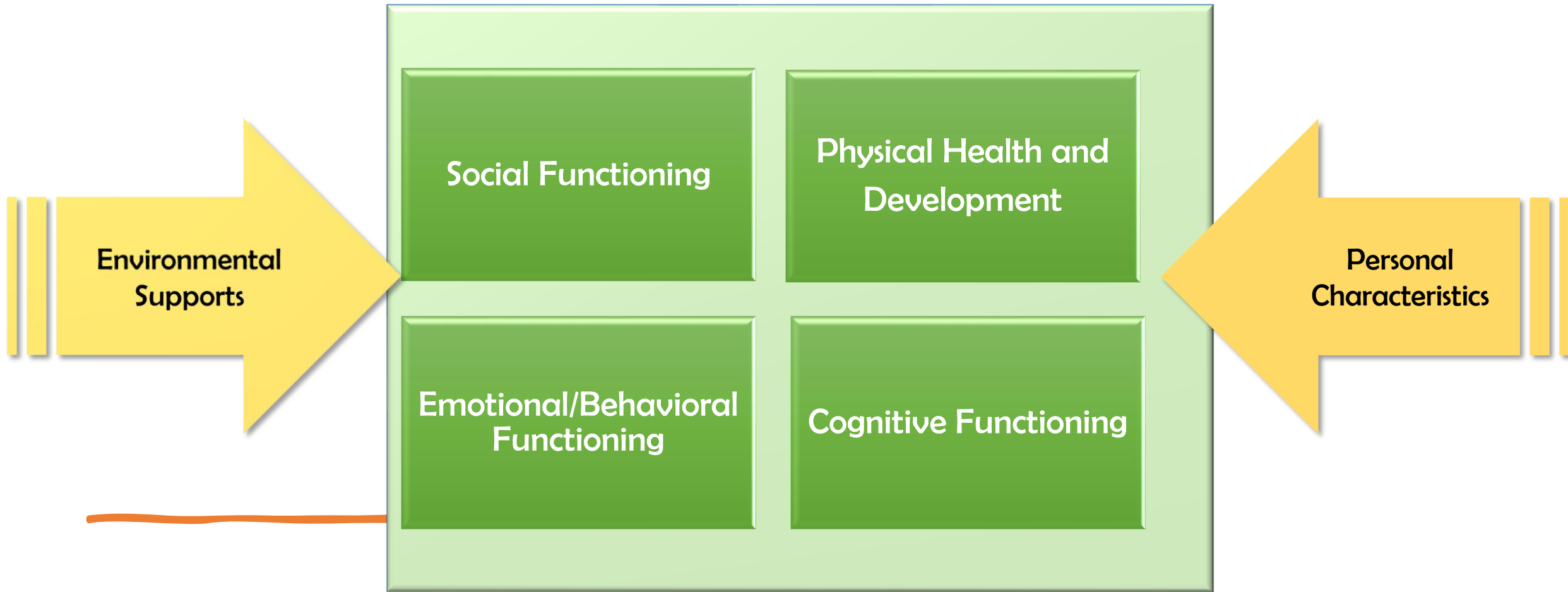
**Ct.gov**

*Prepared for:  
Juvenile Justice Policy Oversight Council (JJPOC) July 2023*

***“Partnering with communities and empowering families to raise resilient children who thrive.”***



# Tenets of Child Well-Being



*Citation:*

*Samuels, 2012*

# Intake

## 24/7 Centralized Call Center: CARELINE

- Live screeners assess Ab/Neg Reports
- Accept/Non-Accept Determination

## 14 AREA OFFICES

## Intake Social Workers:

- Investigation or
- Family Assessment Response (FAR)

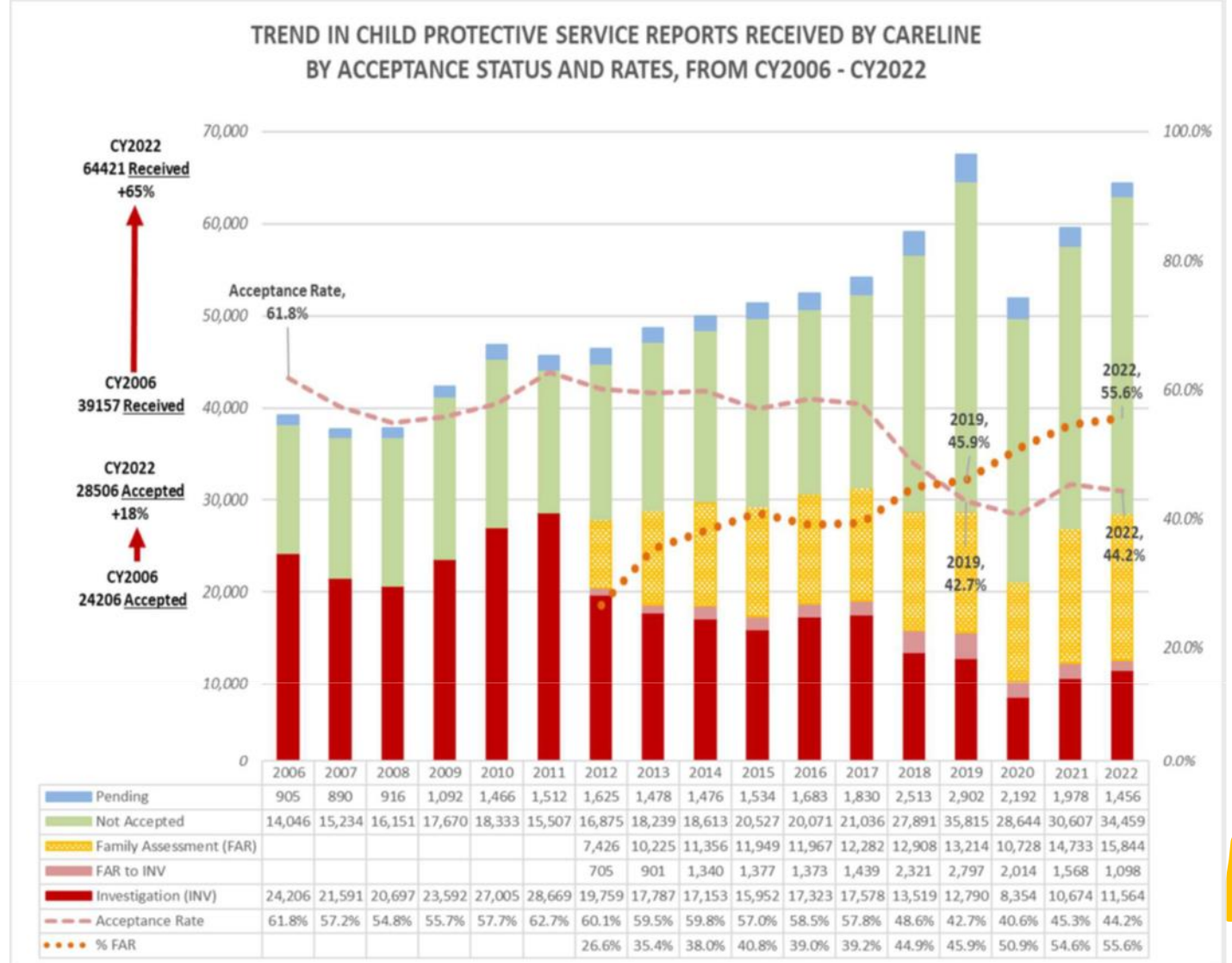
## SIU and EPIU

## BGCs & Investigations:

- DCF employees,
- School Personnel
- Childcare providers

Up to 33 business days to complete  
Intake with dispositions of:

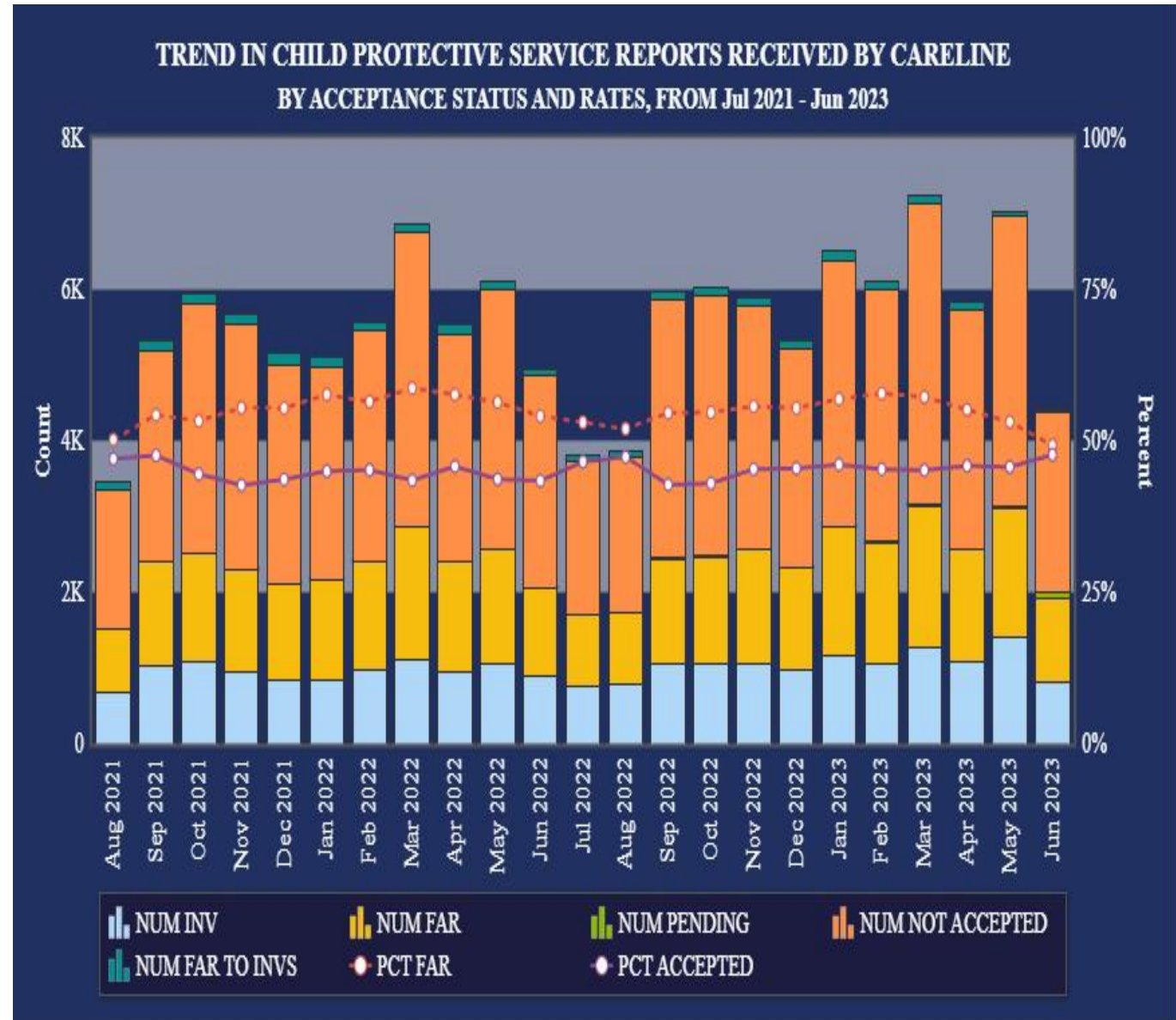
Sub close,  
Sub transfer,  
Unsub  
Unsub transfer,  
CSF Referral



Total # of Calls,  
Reports  
%Accepted Reports  
(18-month look)



# Abuse and Neglect Pathways



# Connecticut Safety Practice Model



## 5 SUPPLEMENTAL PRACTICE GUIDES


0-5 Population	Intimate Partner Violence (IPV)	Substance Use
Development Disabilities		Mental Health



**ADULT**  
protective capacity



**BEHAVIORS**  
that are harmful



**CHILD**  
vulnerabilities



**DANGEROUS**  
conditions



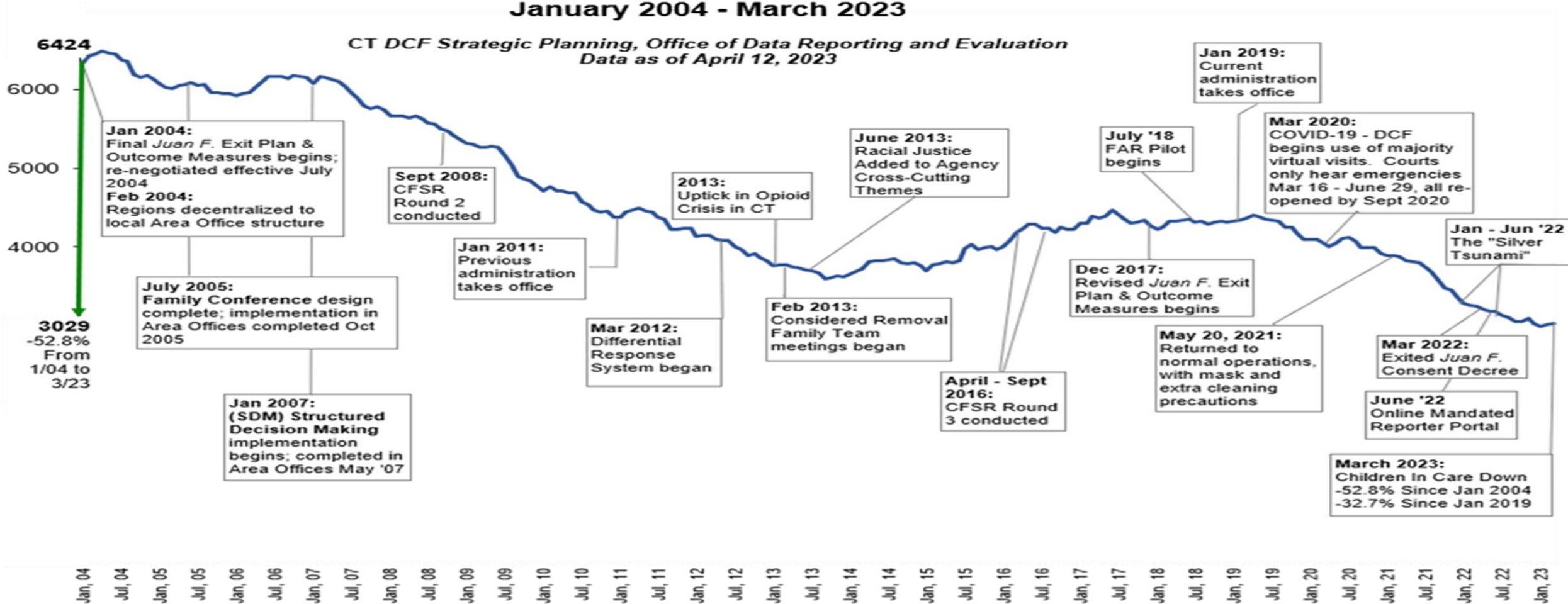
# Who is DCF serving ...

## DISPARITY INDEX by Race & Ethnicity

STATEWIDE	Race/Ethnicity			
	Hispanic/Latino, Any Race	Black/Af Am, Non- Hispanic	Other* Race, Non- Hispanic	White, Non- Hispanic
CW Pathway Steps				
Total Child Population (2020 US Census)				
Children Reported, FAR (SFY22)	1.7	2.4	1.1	1.0
Children Reported, Investigation (SFY22)	2.1	2.9	1.1	1.0
Children Substantiated as Victims (SFY22)	2.1	2.7	1.1	1.0
Children in Cases Opened for Services (SFY22)	1.9	2.5	1.2	1.0
Children Entering DCF Care (SFY22)	1.9	2.7	1.4	1.0
Children In DCF Care (SFY22)	2.1	3.2	1.1	1.0
Children in Congregate Care (SFY22)	1.8	3.1	1.1	1.0

# Number of Children\* in DCF Placement On First Day of Each Month January 2004 - March 2023

CT DCF Strategic Planning, Office of Data Reporting and Evaluation  
Data as of April 12, 2023

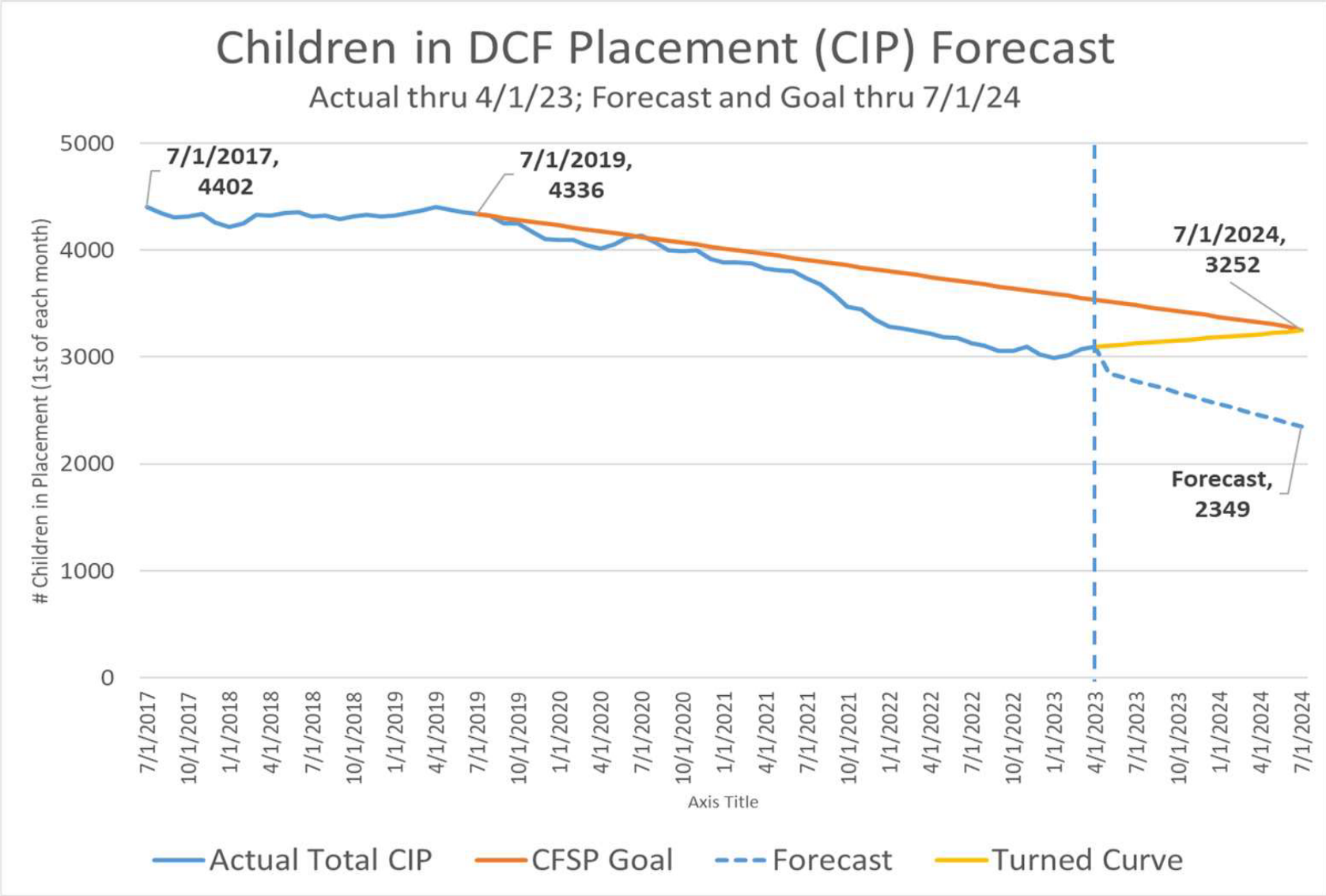


\* Includes all children <18 years old in open DCF placements on the first day of each month; Excludes Committed Delinquent, Voluntary, Probate and Interstate Compact. On any given day DCF is responsible for an average of 5.7% additional children who have left open placement, but for which DCF is still legally responsible.





Projected



# Removal Manner and Age



Number and % of "Removal Types" March 2021 through June 2023					
VOLUNTARY	COURT ORDERED	ADMIN 96-HOUR HOLD	90 DAY VOL PLCMT AGRMNT	UNDETERMINED	TOTALS
25	1647	1273	18	79	3042
1%	54%	42%	1%	3%	100%

Age at Removal (March 2021 through June 2023)				
AGE 0-2	AGE 3-5	AGE 6-12	AGE 13-17	TOTALS
1183	395	741	721	3040
39%	13%	24%	24%	100%

# Safety

## (Federal) Maltreatment in Foster Care

Of all children in foster care during a 12-month target period, what is the rate of victimization per 100,000 days of foster care

Time Period

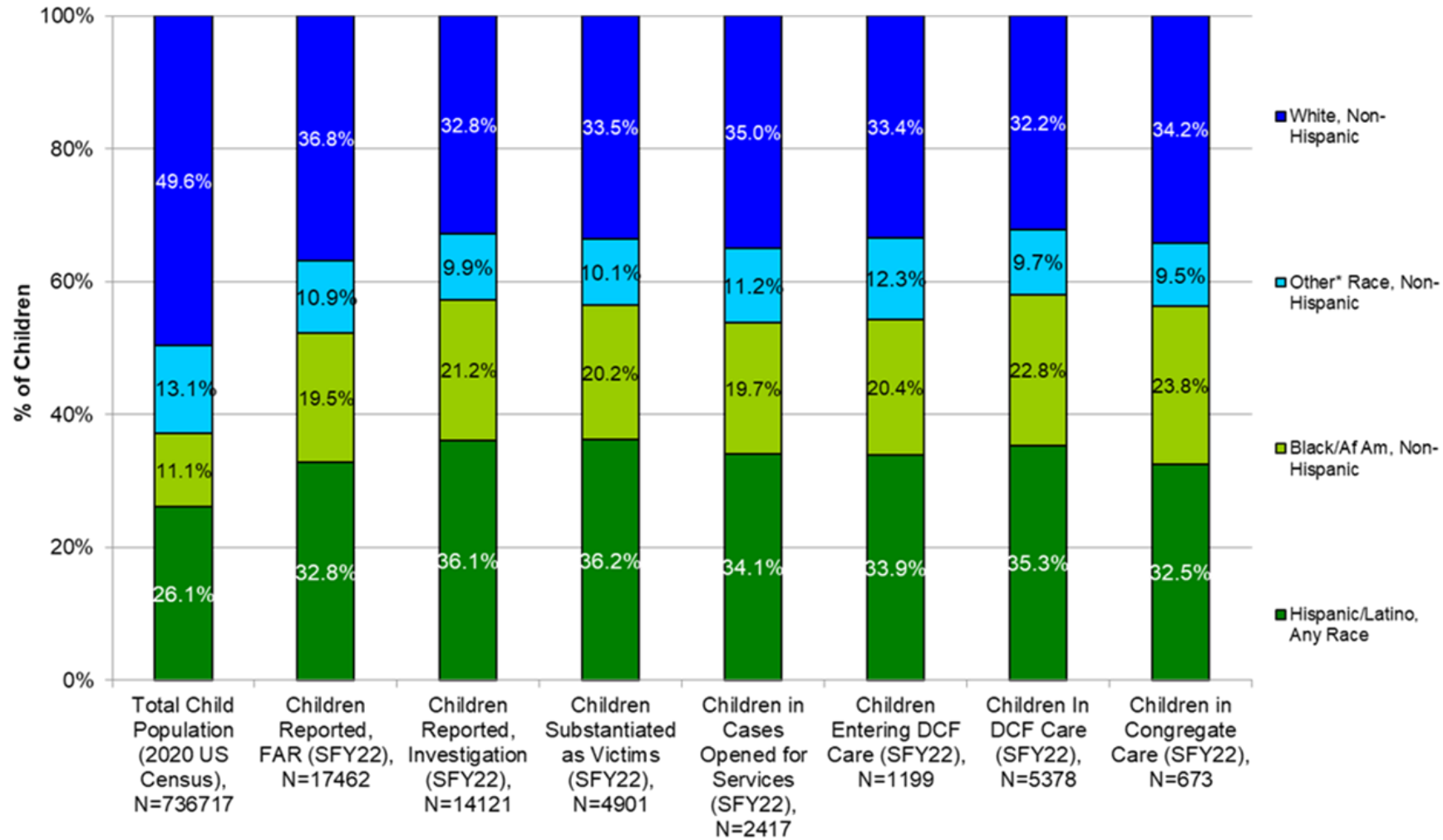
Calendar Year | Jan 1, 2016 - Dec 1, 2022

Statewide

None



## Racial/Ethnic Disproportionality Across The CT Child Protection System SFY22: STATEWIDE



\*Other Race includes: American Indian/Alaskan Native, Asian, Native Hawaiian/Pacific Islander, Other, Multi-Racial, and Missing/Unknown/UTD

Data Run Date:  
Statewide: 9/26/22



Kids housed in casino hotels? It's a workaround as U.S. sees decline in foster homes  
June 14, 2023 5:00 AM ET

## NEWS POLK COUNTY

Heartland for Children in critical need of foster homes in Polk County.....Polk County Florida June 21, 2023

## CALIFORNIA

'We have no placement for them': L.A. County still keeping troubled youths in hotel rooms...Los Angeles Times June 25, 2023

Hundreds of Kids in Texas Foster Care Were Still Sleeping in Hotels or Other Unlicensed Placements Last Month

The Imprint Youth & Family News ANNIE  
SCIACCA  
June 12, 2023

Grace Retreat in need of more foster care parents  
The agency says they've seen more kids needing homes this past month...KGUN 9 on your side, Arizona  
June 22, 2023

The burnout epidemic: High turnover in child welfare University of Hawaii News » Research » The burnout epidemic: High...June 22, 2023 UH News

## News

Kansas programs aren't helping every runaway foster kid, so they land in jail cells  
KCUR | BY BLAISE MESA

Published June 22, 2023 at 4:00 AM CDT and NPR in Kansas City

"Effingham County needs foster parents"  
Effingham Herald  
Effingham County, Georgia June 29, 2003

Unplaced children sleeping on floor of Kentucky cabinet's Louisville office

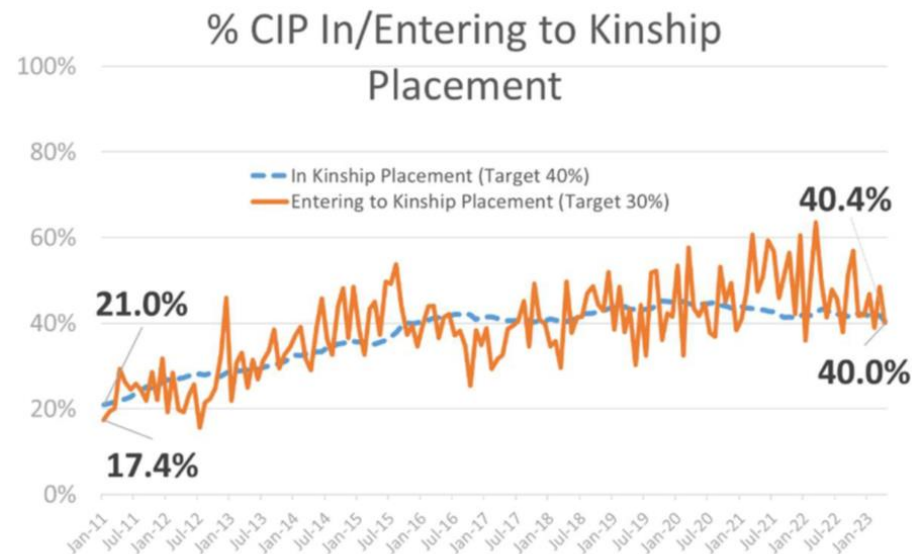
Andrew Wolfson  
Louisville Courier Journal

# Kinship Practice

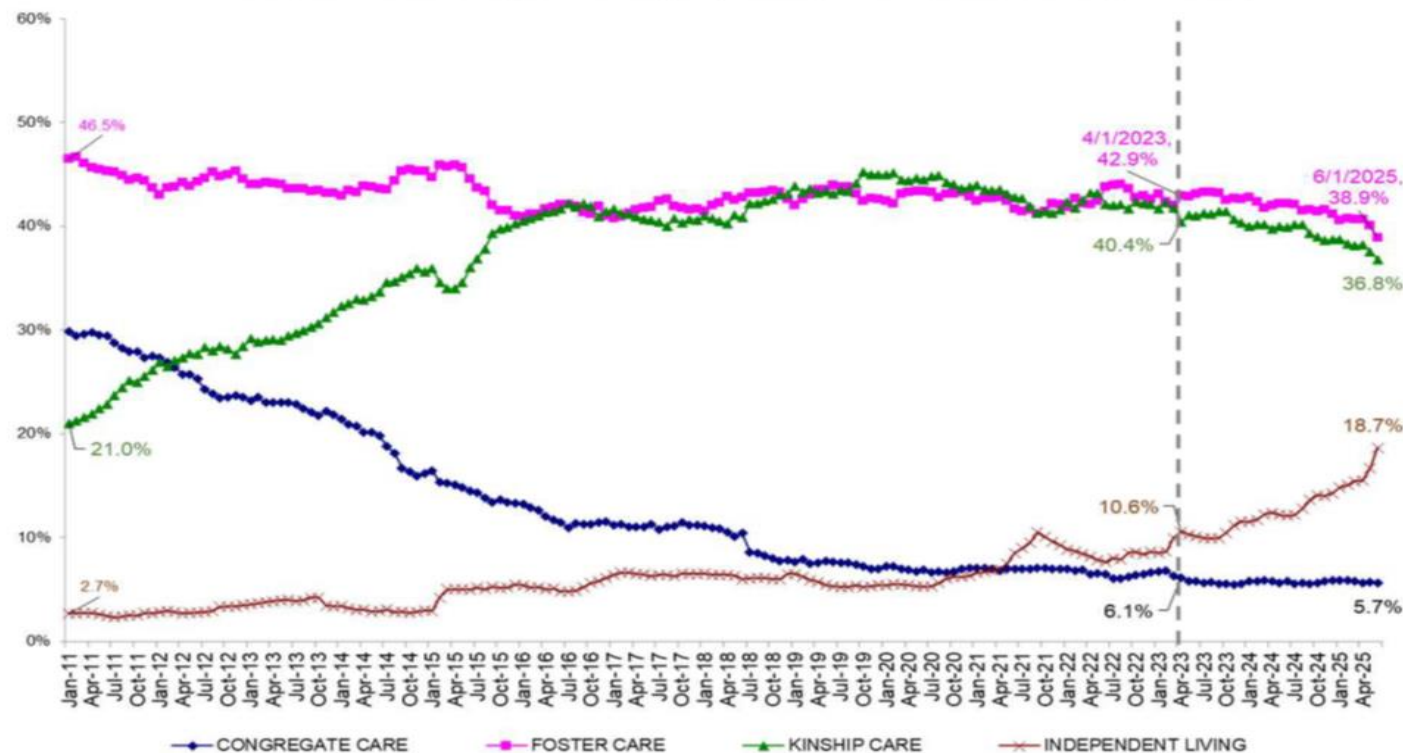
**KEY RESULT:** If children are unsafe at home and need to be separated from their family, they will live with a relative or someone they know.

Core elements of Connecticut's Caregiver Practice Model for Kin:

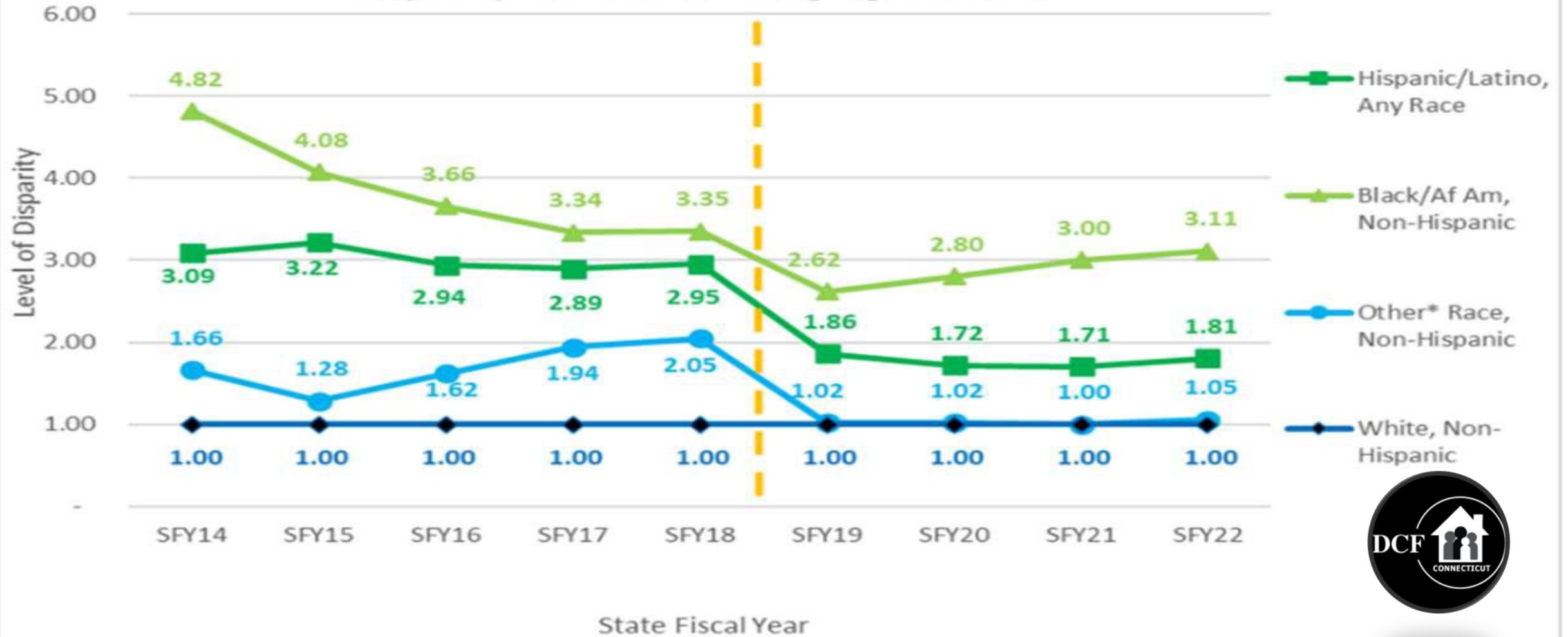
- Child and Family Considered Removal Teaming
- Kinship Firewall
- Diligent Search and Engagement of Kin
- Kinship Navigation Program
- Revised Subsidized Transfer of Guardianship



**Trend in the Percentage of Children in DCF Placement by Placement Type:**  
Observed Data January 2011 Through April 2023; Forecasted Data Through June 2025



## Disparity-Children in Congregate Care



\*Other Race includes: American Indian/Alaskan Native, Asian, Native Hawaiian/Pacific Islander, Other, Multi-Racial, and Missing/Unknown/UTD



Data Run Date:  
9/26/22

<https://www.thinkof-us.org/case-studies/away-from-home>

<https://www.pbs.org/newshour/show/poor-kids-often-end-up-in-foster-care-this-program-aims-to-help-poor-families-stay-united>

# demographics of youth in foster care

## Of the 3,073 children In Care:

1,268 are 13+ years old

727 are 13-18 years old

228 Kinship Care

129 Group Care

370 Foster Care

227 Therapeutic  
FC (FFT)

167(23%) Black

265(36%)Hispanic

229(31%) White

66 (9%) \*other



## 541 are > 18years old (<24):

330 (57%) Foster Care

63 (12%) Group Care

105 (29%)CHAP/

Independent living

10 (2%) Kinship Care

171(32%) Black

160(30%) Hispanic

164(31%) White

46(8%) \*other

**From FY20-FY23 48 of 82** youth transitioned from **DCF** to **DDS** early or on time  
*early* means that the youth was placed in a DDS home,  
however, DCF continues to be the lead and funds the placement until the youth turns **21**

*\*Other = AI, AAPI, multi-race or unk*



# Well-Being

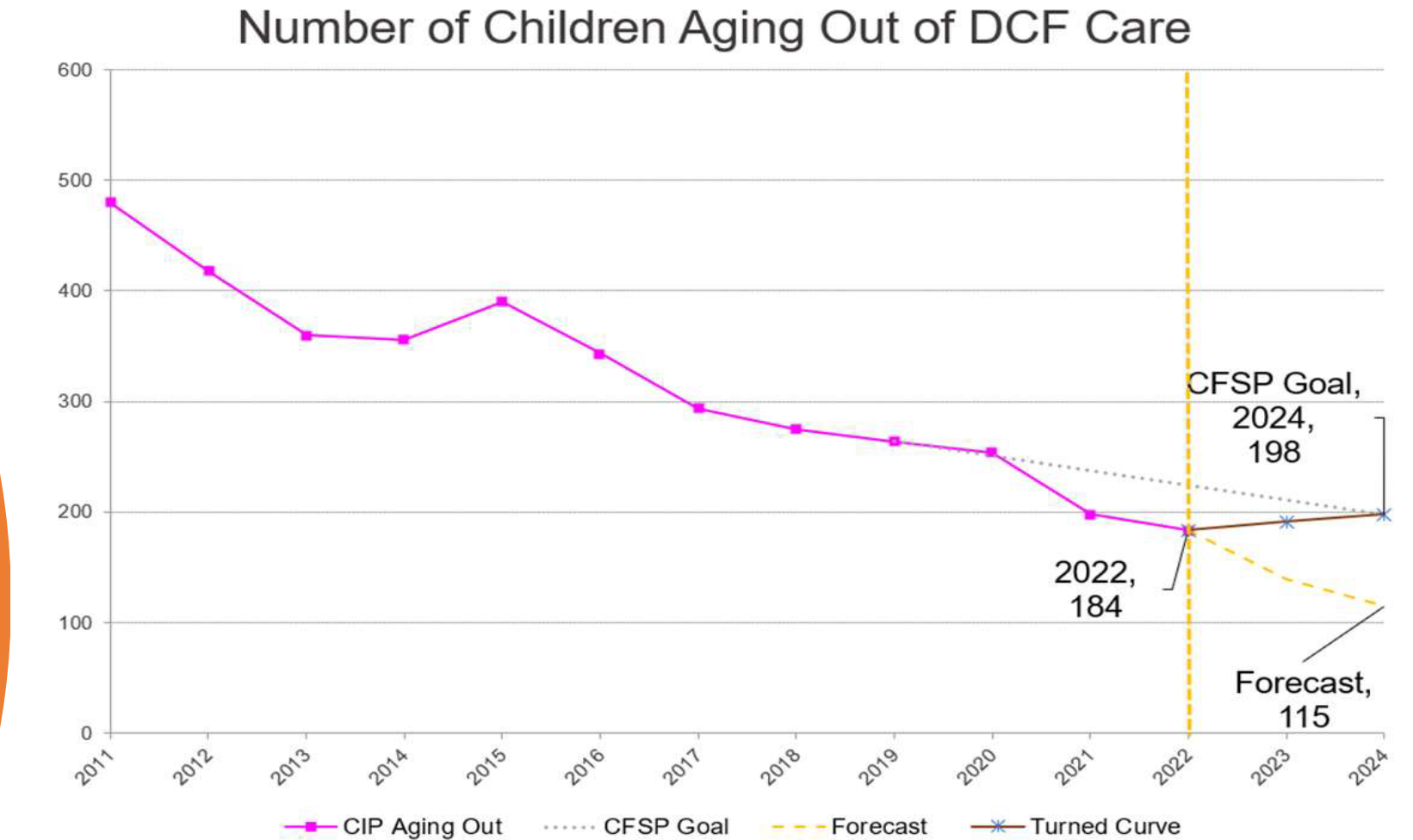
Total Number of Permanency Plans  
Approved **3579** FY22

Number of APPLA/OPPLA Plans  
Approved **697** FY22

Number of Independent Living Plans  
Approved **214** FY22

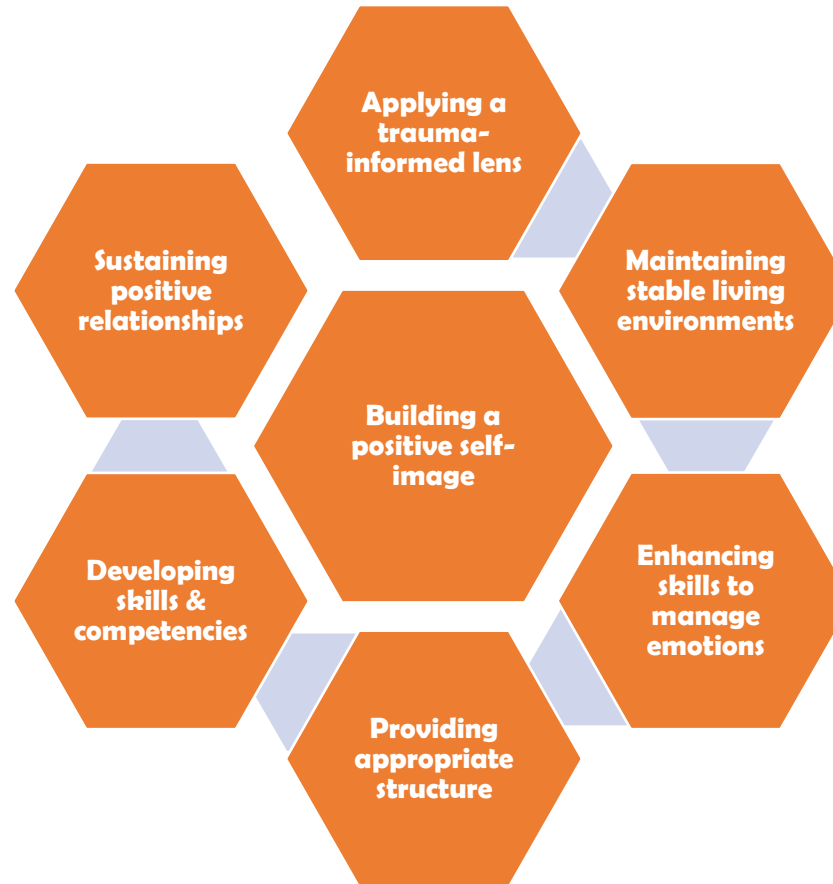
Number of Long-Term Foster Care  
Approved **417** FY22

Number of *Other* Approved **64**



# Strengthening well-being by:

**belonging**



<https://portal.ct.gov/-/media/DCF/Adolescents/VITAL-Policies/10.pdf>

**Strengthening  
well-being by:**



# A Robust Behavioral Health System



<https://portal.ct.gov/-/media/DCF/Adolescents/VITAL-Policies/2-10.pdf>

# Strengthening well-being of **specialty** populations of adolescents & efforts underway

<https://portal.ct.gov/DCF/Adolescent-Services/VITAL/VITAL-POLICIES>





# QUESTIONS

?



DEPUTY COMMISSIONER

[MICHAEL.WILLIAMS@CT.GOV](mailto:MICHAEL.WILLIAMS@CT.GOV)

ADMINISTRATOR OF TRANSITIONAL  
SUPPORTS FOR SUCCESS

[LINDA.DIXON@CT.GOV](mailto:LINDA.DIXON@CT.GOV)

CHIEF ADMINSTRATOR OF

GOV AFFAIRS & POLICY

[VINCENT.RUSSO@CT.GOV](mailto:VINCENT.RUSSO@CT.GOV)